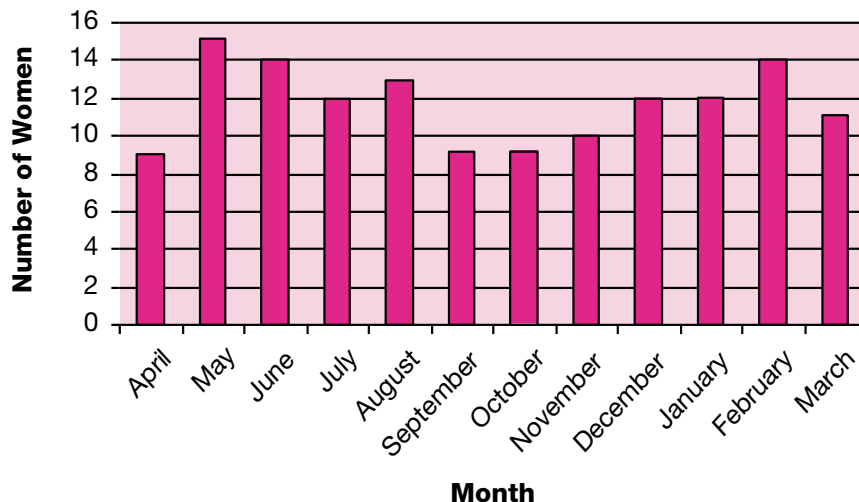


Ashleywood House 2011-2012

Total No of Women Accomodated in Ashleywood House each month April 2011-March 2012



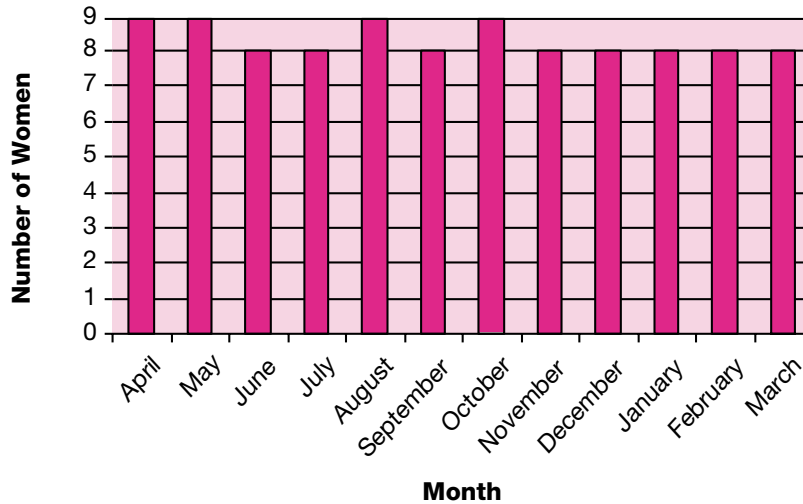
Month	Expected occupancy each month	Throughput of women each month
April 2011	90%	82%
May 2011	90%	136%*
June 2011	90%	127%*
July 2011	90%	91%
Aug 2011	90%	118%*
Sept 2011	90%	82%

Month	Expected occupancy each month	Throughput of women each month
Oct 2011	90%	82%
Nov 2011	90%	82%
Dec 2011	90%	136%*
Jan 2012	90%	109%*
Feb 2012	90%	127%*
Mar 2012	90%	100%

* the reason for high throughput here means units were used for short stays which means one unit may have been used by different women during the month.

Rose House 2011-2012

Total no of Women Accommodated in Rose House Each Month April 2011-March 2012



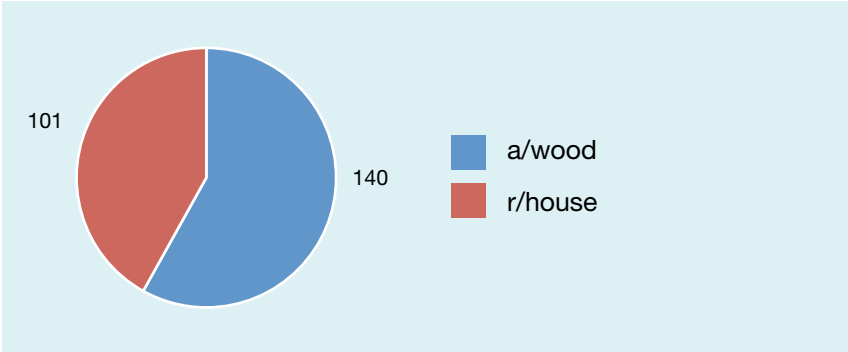
Month	Expected occupancy each month	Throughput of women each month
April 2011	90%	112%*
May 2011	90%	112%*
June 2011	90%	100%
July 2011	90%	100%
Aug 2011	90%	112%*
Sept 2011	90%	100%

Month	Expected occupancy each month	Throughput of women each month
Oct 2011	90%	112%*
Nov 2011	90%	100%
Dec 2011	90%	100%
Jan 2012	90%	100%
Feb 2012	90%	100%
Mar 2012	90%	100%

* the reason for high throughput here means units were used for short stays which means one unit may have been used by different women during the month.

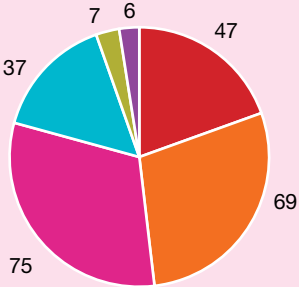
Ashleywood House and Rose House Statistics 11-12

**Total number
of Women
Accommodated
2011/12**
Total = 241



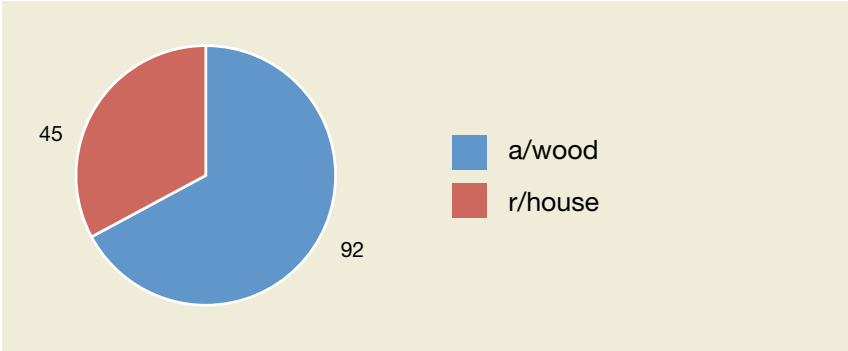
30

- 17-24
- 25-35
- 36-45
- 46-55
- >56
- 60+



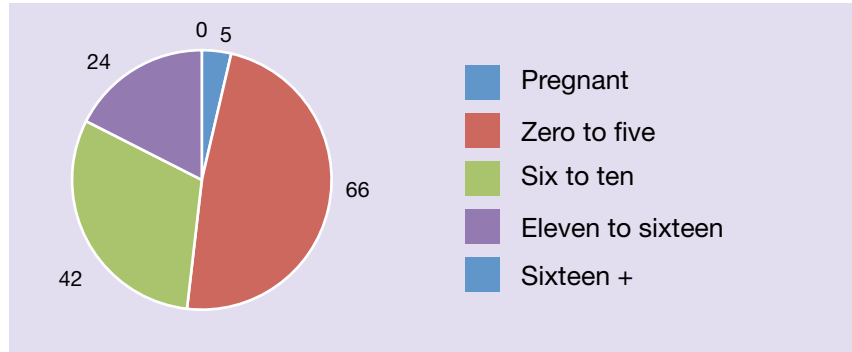
**Age of Women
in Ashleywood
& Rose House
2011/12**

**Total number of
Children Accommodated
2011/12**
Total = 137



Ashleywood House and Rose House Statistics 11-12

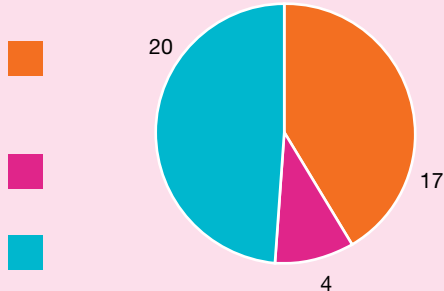
Age of Children in Accommodation 2011/12



Women who do not speak english as a first Language (see 5.1)

Women from travelling community

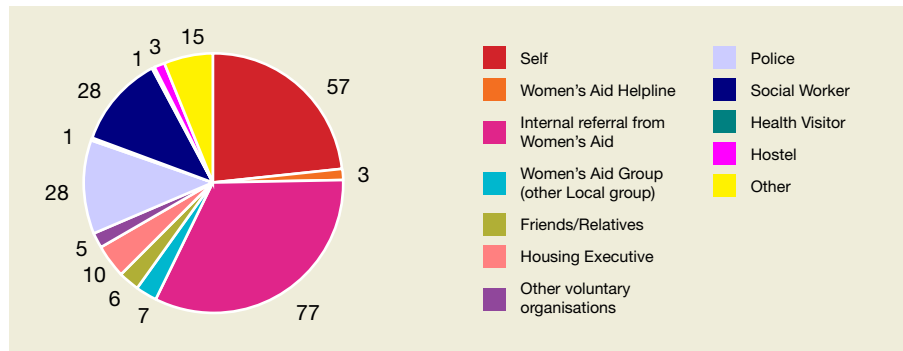
Women with a disability



Women from Minority Communities Ashleywood House & Rose House

31

Source of Referral to Ashleywood House & Rose House



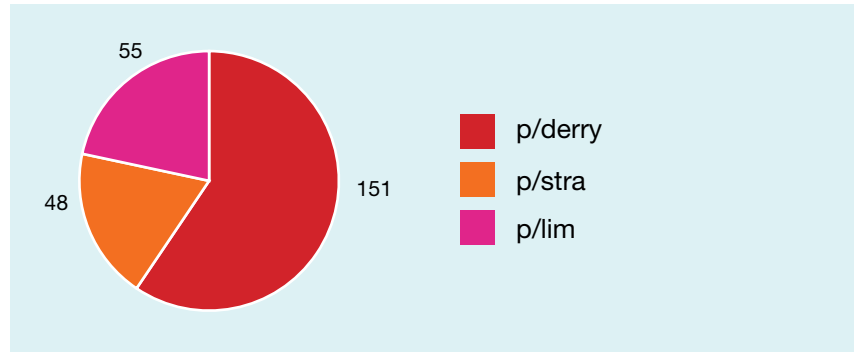
Integrated Domestic Abuse Programme 2011-2012

Number of Referrals from Probation Board Northern Ireland (Men)	12
Number of Women referred from PBNI and contacted	13

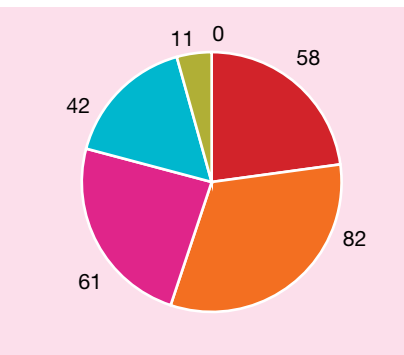
IDAP is a group work programme for men who have abused their wives, partners or ex-partners. The court may have ordered offenders to follow this programme as part of their community sentence or it may be a condition of a prison licence.

Statistics for Floating Support for 2011-2012

New Women Requesting Floating Support April 2011-March 2012
Total = 254

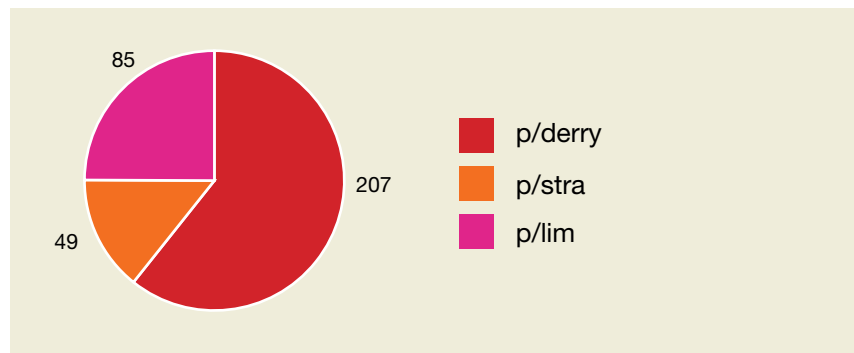


16-24
25-35
36-45
46-55
>56
Unknown



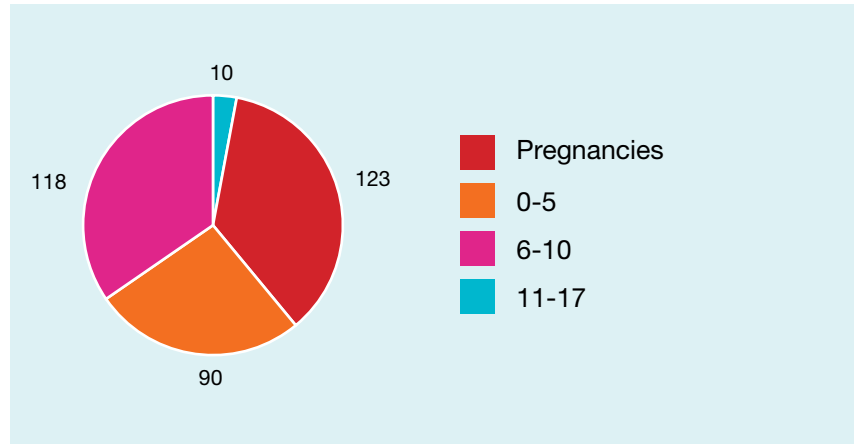
Age of Women Requesting Floating Support 2011- 12
Total = 254

No of Children Indirectly Benefiting from Work with Mother
Total = 341

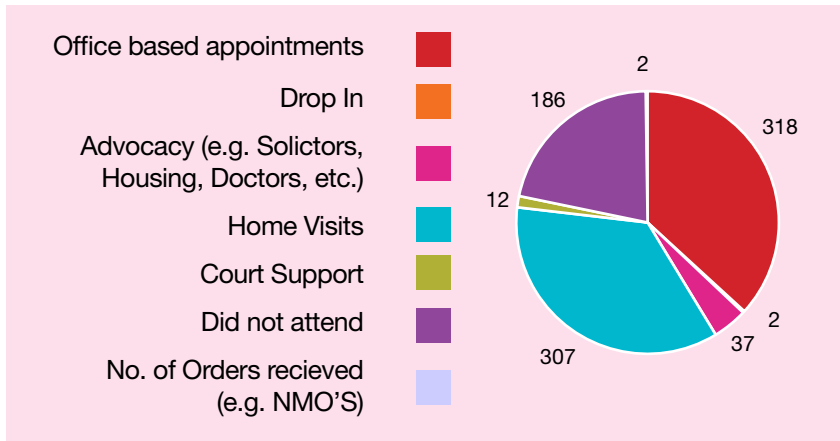


Statistics for Floating Support for 2011-2012

Age of Children Indirectly Benefiting from Work with the Mother
Total = 341



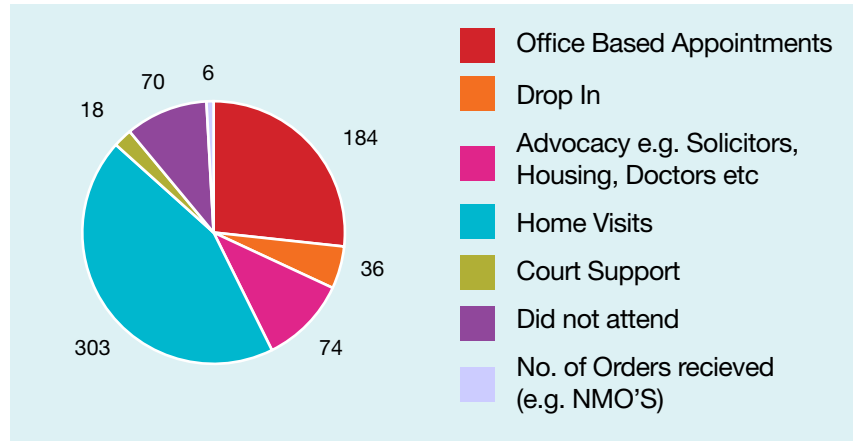
34



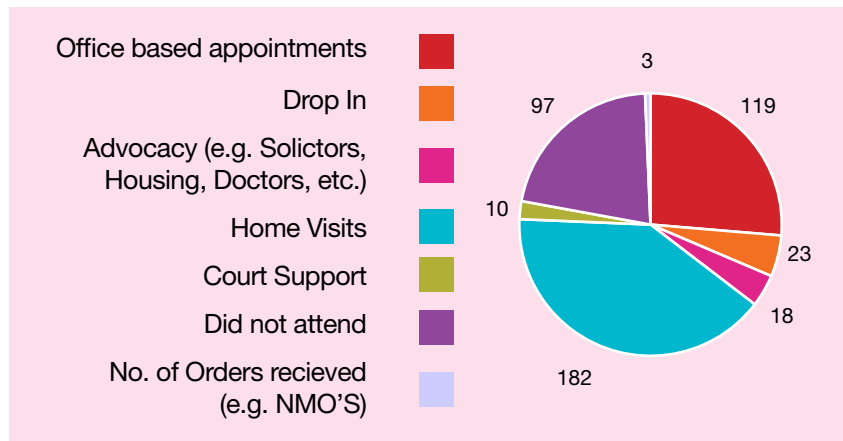
Floating Support Direct Contact Pathways
L'Derry = 864

Statistics for Floating Support for 2011-2012

Floating Support Direct Contact Pathways Limavady = 691



35

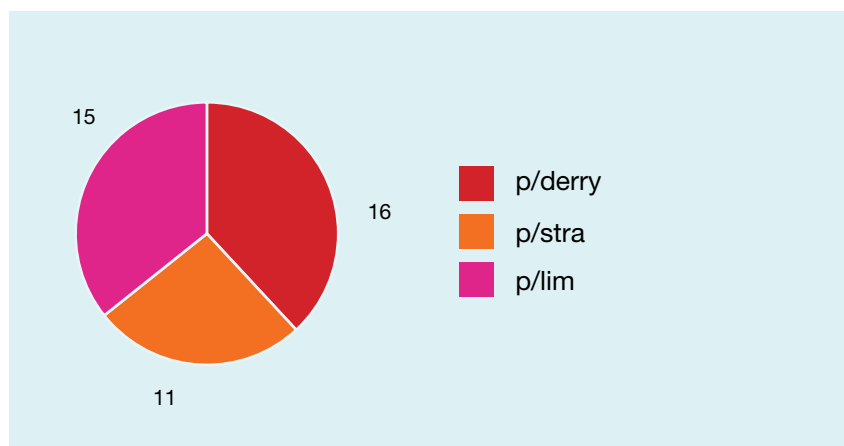


Floating Support Direct Contact Pathways

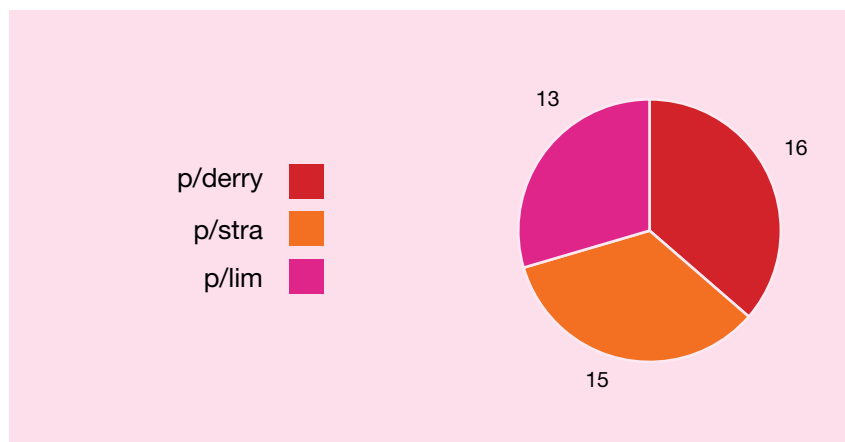
MARAC Statistics 2011-12

The main aim of Multi Agency Risk Assessment Conference is to reduce the risk of serious harm or homicide for a domestic abuse victim and to increase the safety, health and well-being of other victims, both adults and children.

Number of Multi Agency Risk Assessment Conference Cases Referral for Foyle Women's Aid
Total = 42



36



Number of Children in Families Involved in Multi Agency Risk Assessment Conference Cases
Total = 44

Statistics for Floating Support for 2011-2012

Source of Referrals to Floating Support April 2011-March 2012 = 254

